



# AEC-Q100 Qualification Report

Product Series: CA-IF1028XS-Q1

Report Version: V 1.0

Reference Doc.: AEC-Q100-REV-H

# Contents

<b>1. Overview</b>	<b>3</b>
<b>2. Part Number List</b>	<b>3</b>
<b>3. Production Information</b>	<b>3</b>
3.1. Wafer information	3
3.2. Package information	3
<b>4. Reliability Qualification Plan</b>	<b>4</b>
<b>5. Reliability Test Results</b>	<b>6</b>
<b>6. MTBF&amp;FIT</b>	<b>7</b>
<b>7. Conclusion</b>	<b>7</b>
<b>Appendix 1: EMC Test Results</b>	<b>9</b>
<b>Appendix 2: SAT Test Results</b>	<b>9</b>

## 1. Overview

Reliability testing of microelectronic products is a risk mitigation process designed to ensure the service life of device in customer applications. Semiconductor wafer manufacturing process and package-level reliability can be assessed in a variety of ways and may include accelerated environmental test conditions. Chipanalog evaluates manufacturability of the device to verify a robust silicon and assembly flow to ensure continuity of supply to customers. Chipanalog qualifies new devices, significant changes, and product families based on AEC-Q100.

## 2. Part Number List

Package Type	Part Number
SOIC8-NB(S)	CA-IF10285S-Q1/CA-IF10283S-Q1

**Note:** AECQ-100 provides the guideline for the use of generic data to accelerate and streamline the qualification process. Products sharing the same major product, process and materials elements may be categorized in a product qualification family.

## 3. Production Information

### 3.1. Wafer information

Fab site	SMIC
Wafer	LYRA
Fab Process	18BCDA

### 3.2. Package information

Assembly site	JCET-D8
FT site	JCET-D8
Package	SOIC8-NB(S)
Lead Frame	Cu
Bond wire	20um Au
MSL level	MSL1
Operation Temp.	Grade 1(-40°C - 125°C)

#### 4. Reliability Qualification Plan

Test Group A-Accelerated Environment Stress Tests					
Group	Item	Refer.	Test condition	QTY	Remark
A1	PC	J-STD-020 JESD22-A113	Test @ Rm, SMD only, Moisture Preconditioning before THB/BHAST, AC/UHAST, TC, and PTC stress, MSL = 1, Peak Reflow Temp = 260°C	240 pcs *3 lots	
A2	BHAST	JESD22-A110	BHAST: 130°C, 85% RH, V <sub>cc</sub> = 28V, 96 hrs (Test @ Rm/Hot)	80 pcs *3 lots	
A3	UHAST	JESD22-A101	UHAST: 130°C, 85% RH, 96 hrs (Test @ Rm)	80 pcs *3 lots	
A4	TC	JESD22-A104	-65°C-150°C, 500 cycles (Test @ Hot)	80 pcs *3 lots	
A5	PTC	JESD22-A105	-40°C-125°C, 1000 cycles (Test @ Rm/Hot)	NA	Pd<1W, Δ <40°C
A6	HTSL	JESD22-A103	T <sub>a</sub> = 150°C, 1000 hrs (Test @ Rm/Hot)	45 pcs *1 lot	
Test Group B-Accelerated Lifetime Simulation Tests					
Group	Item	Refer.	Test condition	QTY	Remark
B1	HTOL	JESD22-A108	T <sub>a</sub> = 125°C, V <sub>cc</sub> = 28V, 1000 hrs (Test @ Rm/Cold/Hot)	77 pcs*3 lots	
B2	ELFR	AEC-Q100-008	T <sub>a</sub> = 125°C, V <sub>cc</sub> = 28V, 48 hrs (Test @ Rm/Hot)	800 pcs*3 lots	
B3	EDR	AEC-Q100-005	Test @ Rm/Hot	NA	No memory device
Group C-Package Assembly Integrity Tests					
Group	Item	Refer.	Test condition	QTY	Remark
C1	WBS	AEC-Q100-001 AEC-Q003	Cpk > 1.67, Each bonder used, T0 samples	30 bonds from 5 pcs	
C1	WBS	AEC-Q100-001 AEC-Q003	0 fails, Each bonder used, post-TC samples	30 bonds from 5 pcs	
C2	WBP	MIL-STD883 AEC-Q003	Cpk > 1.67, Each bonder used, T0 samples	30 bonds from 5 pcs	
C2	WBP	MIL-STD883 AEC-Q003	0 fails, Each bonder used, post-TC samples	30 bonds from 5 pcs	
C3	SD	JESD22-B102 JSTD-002D	> 95% coverage, 8hr steam aging prior to testing	15 pcs*1 lot	
C4	PD	JESD22-B100 JESD22-B108 AEC-Q003	Cpk > 1.67	10 pcs*3 lots	
C5	SBS	AEC-Q100-010 AEC-Q003	Cpk > 1.67, 5 balls from min. of 10 devices	NA	No solder ball
C6	LI	JESD22 B105	10 leads from each of 5 devices	NA	No need for SMD device

Test Group D-Die Fabrication Reliability Tests					
Group	Item	Refer.	Test condition	QTY	Remark
D1	EM	JESD61	---	---	Done by Fab
D2	TDDDB	JESD35	---	---	Done by Fab
D3	HCI	JESD60 & 28	---	---	Done by Fab
D4	NBTI	JESD90	---	---	Done by Fab
D5	SM	JESD61, 87, & 202	---	---	Done by Fab
Group E-Electrical Verification Tests					
Group	Item	Refer.	Test condition	QTY	Remark
E1	TEST	per datasheet	Pre and Post Stress Electrical Test	all	
E2	HBM	AEC Q100-002	$\pm 1KV$ , $\pm 2KV$ up to $\pm 8KV$ (Test @ Rm/Hot)	3 pcs*1 lot	
E3	CDM	AEC-Q100-011	$\pm 250V$ , $\pm 500V$ , $\pm 750V$ , $\pm 2KV$ (Test @ Rm/Hot)	3 pcs*1 lot	
E4	LU	AEC-Q100-004	125°C, I-trigger $\pm 100mA$ (Test @ Rm/Hot)	6 pcs*1 lot	
E5	ED	AEC-Q100-009	CPK>1.67(Test @ Rm/Cold/Hot)	30pcs*3 lots	
E9	EMC	SAE J1752/3	Electromagnetic Compatibility (Radiated Emissions)	1 pcs*1 lot	
E10	SC	AEC-Q100-012	/	NA	Not 12V smart power device
E11	SER	JESD89-1/-2/-3	/	NA	No memory device
E12	LF	AEC-Q005	/	2 pcs*3 lots	
Group S-Special Requirement Tests					
S1	BLR-Bending	JESD22-B113	Align with customer	NA	
S2	BLR-Drop	JESD22-B11	Align with customer	NA	
S3	BLR-TC	IPC-9701	Refer test requirement	NA	
S4	BLR-Vibration	JESD22-B103	Refer test requirement	NA	

**Note:** Group E6, E7 and Group F are not reliability related items. Group G are not applicable to non-hermetic packaged devices.

## 5. Reliability Test Results

<b>Test Group A-Accelerated Environment Stress Test (SOIC8-NB)</b>					
<b>Group</b>	<b>Item</b>	<b>Test Condition</b>	<b>QTY</b>	<b>Lot NO.</b>	<b>Result</b>
A1	PC	Test @ Rm, SMD only, Moisture Preconditioning before BHAST, UHAST, TC stress, MSL = 1, Peak Reflow Temp = 260°C	240 pcs*3 lots	2329A	Pass
				2230A	Pass
				2331A	Pass
A2	BHAST	130°C, 85% RH, 96 hrs, V <sub>cc</sub> = 28V	80 pcs*3 lots	2329A	Pass
				2230A	Pass
				2331A	Pass
A3	UHAST	130°C, 85% RH, 96 hrs	80 pcs*3 lots	2329A	Pass
				2230A	Pass
				2331A	Pass
A4	TC	-65°C-150°C, 500 cycles	80 pcs*3 lots	2329A	Pass
				2230A	Pass
				2331A	Pass
A6	HTSL	T <sub>a</sub> = 150°C, 1000 hrs	45 pcs*1 lot	2329A	Pass
<b>Test Group B-Accelerated Lifetime Simulation Tests</b>					
<b>Group</b>	<b>Item</b>	<b>Test Condition</b>	<b>QTY</b>	<b>Lot NO.</b>	<b>Result</b>
B1	HTOL	T <sub>a</sub> = 125°C, 1000 hrs, V <sub>cc</sub> = 28V, input f = 1kHz, VIH=5.5V, VIL=0V;	77 pcs*3 lots	2329A	Pass
				2230A	Pass
				2331A	Pass
B2	ELFR	T <sub>a</sub> = 125°C, 1000 hrs, V <sub>cc</sub> = 28V, input f = 1kHz, VIH=5.5V, VIL=0V;	800 pcs*3 lots	2329A	Pass
				2230A	Pass
				2331A	Pass
<b>Group C-Package Assembly Integrity Tests (SOIC8-N)</b>					
<b>Group</b>	<b>Item</b>	<b>Test Condition</b>	<b>QTY</b>	<b>Lot NO.</b>	<b>Result</b>
C1	WBS	Cpk > 1.67, Each bonder used, T0 samples	30 bonds from 5 pcs	2329A	Cpk=2.635
C1	WBS	0 fails, Each bonder used, post-TC samples	30 bonds from 5 pcs	2329A	Cpk=2.657
C2	WBP	Cpk > 1.67, each bonder used, T0 samples	30 bonds from 5 pcs	2329A	Cpk=2.137
C2	WBP	0 fails, Each bonder used, post-TC samples	30 bonds from 5 pcs	2329A	Cpk=2.049
C3	SD	>95% coverage, 8 hrs steam aging prior to testing	15 pcs*1 lot	2329A	Pass
C4	PD	Cpk > 1.67	10 pcs*3 lots	2329A	Pass
				2230A	Pass
				2331A	Pass

TEST GROUP D-Die Fabrication Reliability Tests					
Group	Item	Test Condition	ADDITIONAL REQUIREMENTS		
D1	EM	---	The Die Fabrication Reliability Tests are carried out by every fabrication site. The data, test method, calculations and internal criteria are available to the customer upon request.		
D2	TDDDB	---			
D3	HCI	---			
D4	NBTI	---			
D5	SM	---			
Group E-Electrical Verification Tests					
Group	Item	Test Condition	QTY	Lot NO.	Result
E1	TEST	Pre and Post Stress Electrical Test	all	all	Pass
E2	HBM	$\pm 500V$ , $\pm 1KV$ , $\pm 2KV$ up to $\pm 8KV$ (Test @ Rm/Hot)	3 pcs*1 lot	2329A	3B
E3	CDM	$\pm 250V$ , $\pm 500V$ , $\pm 750V$ , $\pm 2KV$ (Test @ Rm/Hot)	3 pcs*1 lot	2329A	C3
E4	LU	125°C, I-trigger $\pm 100mA$ (Test @ Rm/Hot)t	6 pcs*1 lot	2329A	Class II A
E5	ED	CPK>1.67(Test @ Rm/Cold/Hot)	30 pcs*3 lots	2329A	Pass
				2230A	
				2331A	
E9	EMC	Electromagnetic Compatibility (Radiated Emissions)	1 pcs*1 lot	2329A	Refer to appendix 1
E12	LF	SOIC8-NB	Refer to JCETSOP8 Tin Whisker report		

## 6. MTBF&FIT

Supporting Data (Ea = 0.7 eV, Confidence Level = 60%)							MTBF (hrs)	FIT
Test Temp.	Test Voltage	Duration	QTY	Fail QTY	Operation Temp.	Operation Voltage	2.94E+07	33.96
125°C	28V	1000 hrs	231	0	55°C	28V		
125°C	28V	48 hrs	2400	0	55°C	28V		

**Note:** The FIT data is generated based on Arrhenius model and voltage acceleration model.

## 7. Conclusion

CA-IF1028X-Q1 series products are qualified by AEC-Q100 standard.

## Disclaimer

This information is provided to assist customers in design and development. It could change for technology innovation without notice.

The devices are shipped after passing final test. Customers are responsible to conduct sufficient engineering and additional qualification testing to determine whether a device is suitable for use in their applications.

License to customers to use the information is limited to the development of applications using the device. Apart from above, the information shall not be reproduced or displayed, and Chipanalog shall not be liable for any claims, compensation, costs, losses or liabilities arising out of the use of the information.

## Trademarks

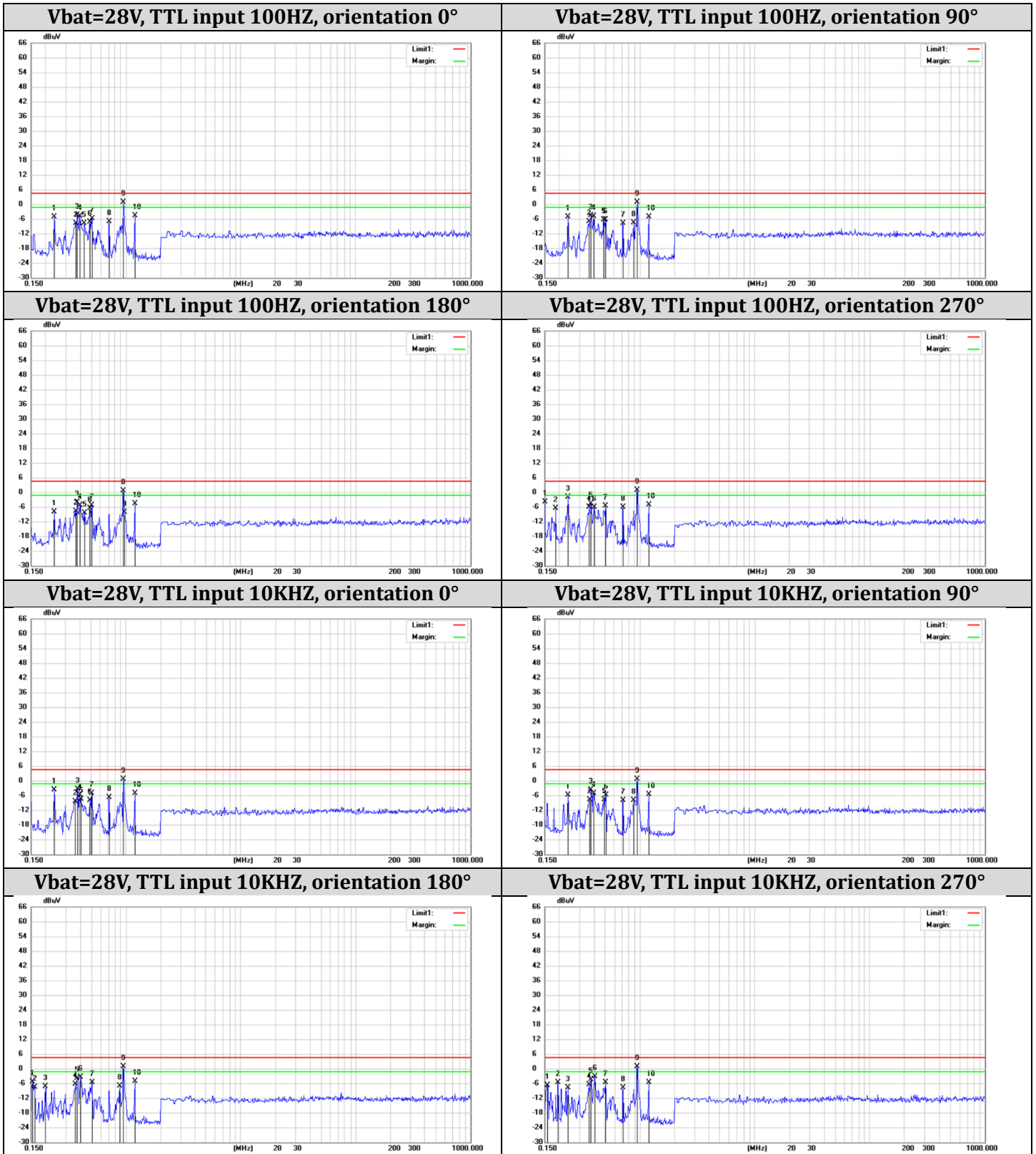
Chipanalog Inc.®、Chipanalog® are trademarks of Chipanalog.

## Revision History

<b>Revision</b>	<b>Change Log</b>	<b>Date</b>
V1.0	Initial	Nov. 2023





# Appendix 1: EMC Test Results



### Appendix 2: SAT Test Results

<p><b>Lot 1 pre-MSL</b></p>	
<p><b>Lot 1 post-MSL</b></p>	
<p><b>Lot 2 pre-MSL</b></p>	



<p><b>Lot 2 post-MSL</b></p>	
<p><b>Lot 3 pre-MSL</b></p>	
<p><b>Lot 3 post-MSL</b></p>	